



*Total Solution Provider in Saw Device*

---

# SA2260AM

Wireless , RF SAW Filter  
Revision 0: March 2009



- Electrical Characteristics
  - Package Dimensions
  - Testing Environment
  - Frequency Characteristics
- 

**SAWNICS Inc.**

---

460 Cheonheung-ri, Seonggeo-eup, Cheonan-si, Chungcheongnam-do, 330-836 / Korea.  
Tel: +82 41 550 9372 / Fax: +82 41 550 9399 / [www.sawnics.com](http://www.sawnics.com)



## Electrical Characteristics

### Maximum Ratings

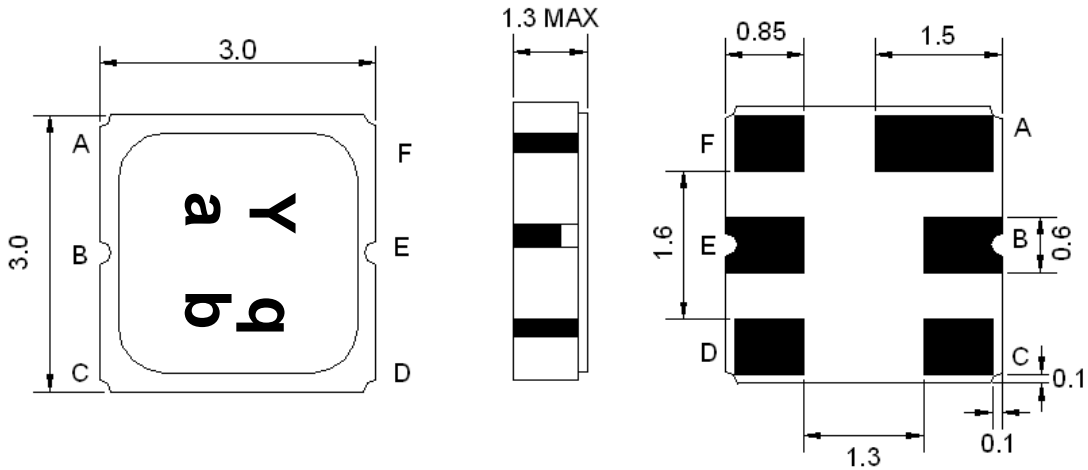
Parameters Description	Unit	Minimum	Typical	Maximum
Operating Temperature Range	°C	-30	-	+80
Storage Temperature Range	°C	-40	-	+85
Maximum DC Voltage	V	-	-	0
Maximum Input Power	dBm	-	-	13
Source Impedance (single ended) <sup>(1)</sup>	Ω	-	50	-
Load Impedance (single ended) <sup>(1)</sup>	Ω	-	50	-
Package type & size	M			
Length x Width	mm <sup>2</sup>	-	3.0 x 3.0	-
Height	mm	-	-	1.3

### Electrical Specification

Parameters Description	Unit	Minimum	Typical	Maximum
Center Frequency (Fo)	MHz	-	2260.0	-
Insertion Loss at 2260.0 MHz	dB	-	2.0	3.0
<b>Attenuation:</b>				
1940.0 ~ 1960.0 MHz	dB	45	55	-
2130.0~ 2150.0 MHz	dB	38	47	-
VSWR at 2260.0 MHz	-	-	1.7	2.2

**Notes :** (1) No Matching Network (Ref. Testing Environment Circuit as shown below).

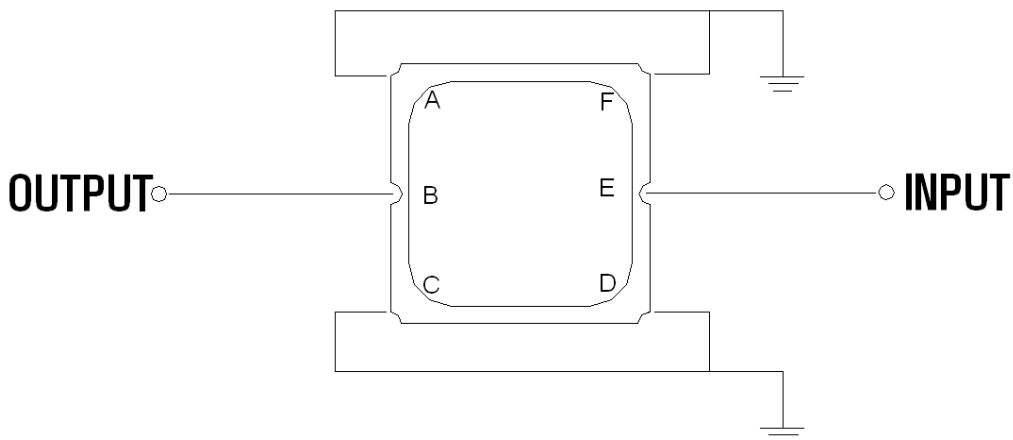
**Package Dimensions**



Marking Descriptions	
Y	Wireless Application
q	Series Number
a	Date Code(Year)
b	Date Code(Month)

Pin Description	
A, C, D, F	Ground
E	In or Out
B	Out or In

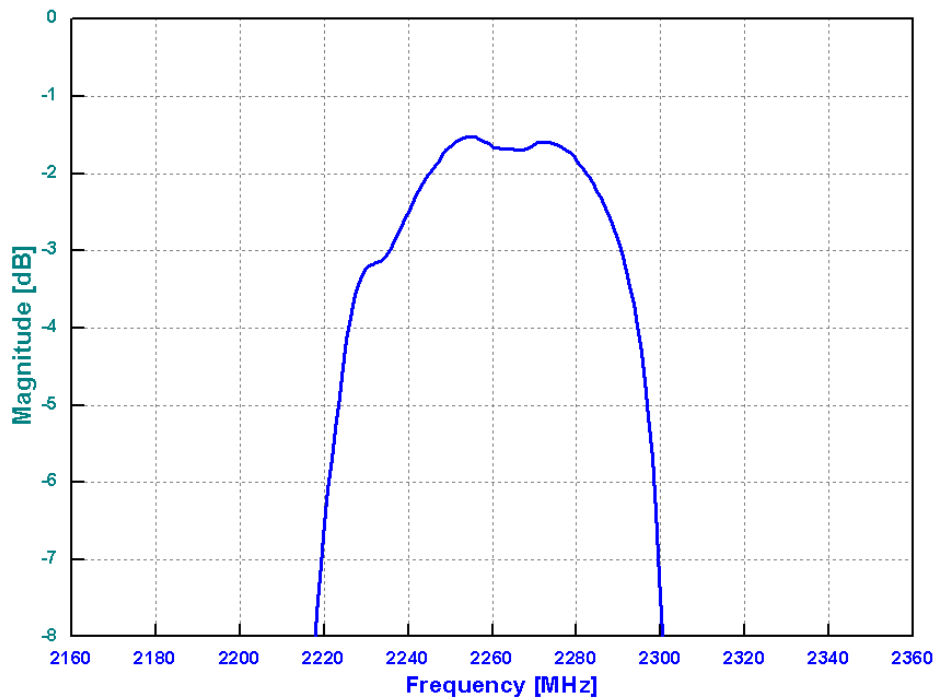
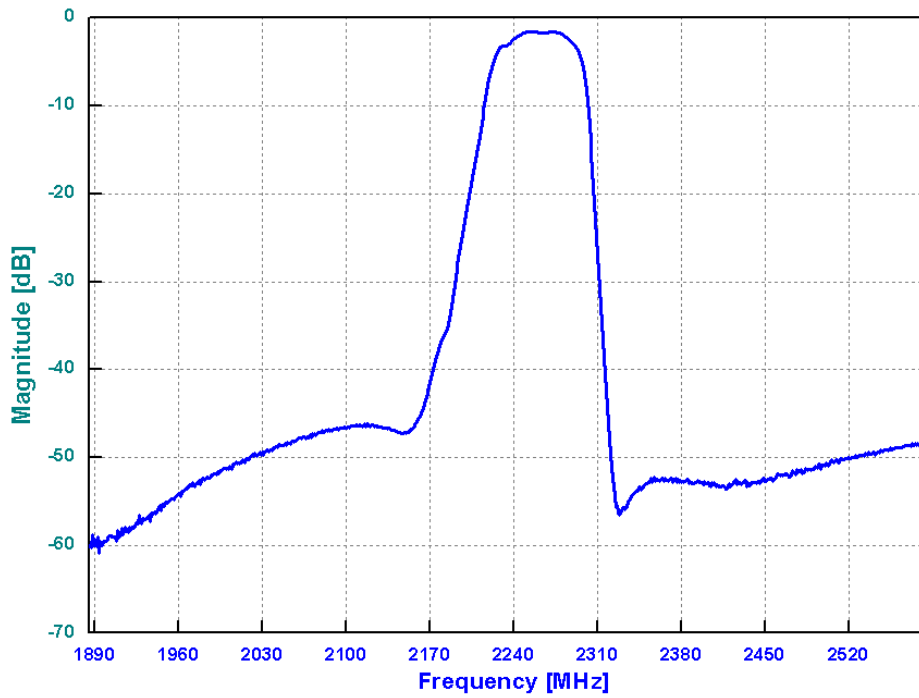
**Testing Environment**



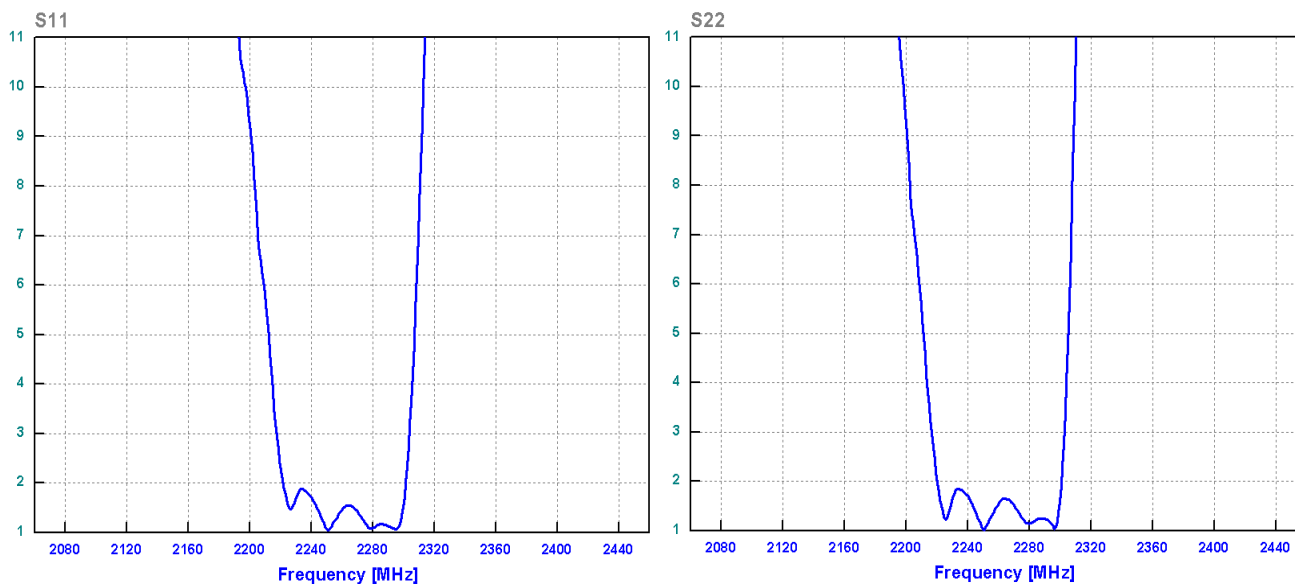
Source & Load Impedance: 50 Ω

**□ Frequency Characteristics**

Frequency Response



### VSWR



### Smith Chart

